


# Grade School Sermon Notes




*My favorite song today:*

A decorative banner with a ribbon-like border. Inside the banner, on the left, are two musical notes (a treble clef and a quarter note). To the right of the notes is the text "My favorite song today:" in a cursive font.



**Today's Scripture**

A large speech bubble with a tail pointing towards the bottom left. Inside the bubble, the text "Today's Scripture" is written in a bold, sans-serif font. Below the text are five horizontal lines for writing.



What I learned about God today:

A large, hand-drawn arrow pointing downwards and to the right. To the right of the arrow, the text "What I learned about God today:" is written in a sans-serif font. Below the text are ten horizontal lines for writing.

Something we prayed for:

Something I'm praying for:

DOODLE SPACE



A large rectangular area defined by a dashed border, intended for doodling.

# SERMON DOODLE NOTES FOR *Kids*

PASTOR:

DATE:

Quotes to remember:

~Verses/Songs~

**FUN SPACE:**

*What's the BIG idea?*

*Doodle the sermon's main points.*

## Preschool Sermon Notes



# My Sermon Doodle Page

Date: \_\_\_\_\_

Color the shape beside each one you have done.



Scratched my head



Brought my Bible to church



Prayed for my pastor and teachers



Said "hello" to three people




Sang a song



Ready to listen to the Bible

Color the picture of the child singing:



What is your favorite song to sing in church?



## Draw a picture of the Bible Story

**God Hears your prayers!**  
**Who Will you pray For today?**



Grandparents



Parents



Friends and Classmates



Sisters and Brothers



Teachers

**Draw a picture or Write the name of one person**  
**you Will pray For today:**



## Activity Sheet

# WORKSHEET



## CLASSIC SCRIPTURES WORD SEARCH

H	E	C	N	E	D	I	F	N	O	C	Q	S	R	A	E	H	T	Q	
O	N	O	N	S	E	V	I	T	O	M	L	M	B	J	E	O	X	P	
M	Q															I	N	Z	E
K	G	Q	Q	Z	U	I	L	L	N	D	Y	D				W	R	F	A
T	H	C	S	D	O	S	E	R	A	C	I	V				K	Y	R	S
H	X	P	E									V	R			L	E	R	U
T	F	Z	P		D	N	H	T	J		M	M			A	A		C	R
T	D	B	A		Y	B	D	F	G		E	N			N	Z		J	E
M	E	R	R		X	G		F	S		B	W			X	U		C	S
J	E	F	A		G	R		T	A		P	C			I	S		E	N
X	N	C	T		Y	V					F	Y			E	C		A	J
Y	T	A	E		M	E	J	P	C	J	X	Y			T	A		A	R
B	S	S	D		U	O	A	N	Z	R	B	H			I	D		Y	W
O	T	L	H												E	T		Z	M
K	M	N	A	P	K	Q	Z	E	Y	R	S	D	V	S	L			E	P
X	H	Q	T	S	J	F	L	R	R	N	E	D	D	I	H			G	D
K	H																	P	O
S	V	P	V	Q	A	N	Y	T	H	I	N	G	W	E	Q	R	X	I	X
L	G	E	N	E	R	O	U	S	L	V	L	K	K	W	I	S	D	O	M

Find the 12 words in BOLD from these classic scriptures about speaking with God:

And this is the confidence that we have toward him, that if we ask **anything** according to his will he **hears** us. – 1 John 5:14

Let us then with **confidence** draw near to the throne of grace, that we may receive mercy and find grace to help in time of **need**. –Hebrews 4:16

Cast all your **anxieties** on him, because he **cares** for you. –1 Peter 5:7

But your iniquities have **separated** you from your God; your sins have **hidden** his face from you, so that he will not hear. -Isaiah 59:2

If any of you lacks **wisdom**, let him ask God, who gives **generously** to all without reproach, and it will be given him -James 1:5

When you **ask**, you do not receive, because you ask with wrong **motives**, that you may spend what you get on your **pleasures**. –James 4:3



## Activity Sheet



## Activity Sheet



The Family Fun Pack activities supplement Biltmore Church weekly worship experiences.

### Family Resources:

1. Kids' Video at: [www.biltmorechurch.com/kids](http://www.biltmorechurch.com/kids)
2. Biltmore Worship Service at: [www.biltmorechurch.com/live](http://www.biltmorechurch.com/live)
3. Parent Cue App Resources

### Main Point for the Series:

God loves us and wants to answer our prayers. Pray to Him.  
Listen for Him. Read about Him (Bible). Spend time with His people.



### Memory Verse:

1 John 5:14-15

This is the confidence we have in approaching God: that if we ask anything according to His will, He hears us. And if we know that He hears us—whatever we ask—we know that we have what we asked of Him.

### This Week's Passage:

Matthew 7:7-11 ESV

Ask, and it will be given to you; seek, and you will find; knock, and it will be opened to you. For everyone who asks receives, and the one who seeks finds, and to the one who knocks it will be opened. Or which one of you, if his son asks him for bread, will give him a stone? Or if he asks for a fish, will give him a serpent? If you then, who are evil, know how to give good gifts to your children, how much more will your Father who is in heaven give good things to those who ask him!

### Main Point for the Week:

We can't see God. But we believe in him. He doesn't speak aloud to us. And yet, we know he hears our prayers. We want to be close to him. We sense in our hearts that this is right and good.

# Activity Sheet

## Page 2

### Main Point for the Week (cont.):

In this passage, we are reminded of the openness of God. God wants us to come to Him. He wants us to pray to Him about all of our needs, seek His will in all that we do, and knock on the doors of Heaven so that they can be opened to us. God wants a deep personal relationship with each of us. Jesus has opened the way for that relationship by paying for our sins on the cross. He now hears our prayers based on the righteous standing of Jesus, so in faith we can pray with great confidence.

### Family Discussion Questions:

As a family, discuss these questions throughout the week.

1. What do we call good gifts that come from God? *We call them blessings.*
2. Will God answer us, if we ask Him for something? *Yes.*
3. How can we seek God? *We seek God by reading the Bible and attending church, where we can learn more about Him.*
4. What is the very best gift that God has given us?  
*God gave us the gift of Salvation, which means that we can be saved from our sins and spend eternity in Heaven.*
5. How should we treat others?  
*We should treat others in the way that we want to be treated.*
6. What can you do to show kindness to others?

### Family Application Activity:

#### Family Prayer Jar

##### Needed Materials:

Provided in your pack—Prayer Jar Kit

Prep: Assemble the Prayer Jar with the peel and stick decorations.

##### Instructions:

- On the round pieces of foam, write the names of people your family will pray for during the 21 Days of Prayer.
- Place the names in the prayer jar.
- If desired, cut more shapes from construction paper or card stock and add more names to the jar.

At some point each day, family members will select a name from the jar to pray for. This can be in the morning, at lunch, dinner time, or at bedtime or all the time). Pray as a family, and pray individually for the names in the jar.

